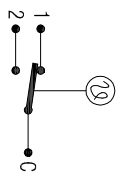



SCHEMA ELETTRICO / ELECTRIC DIAGRAM  
S.P.D.T.

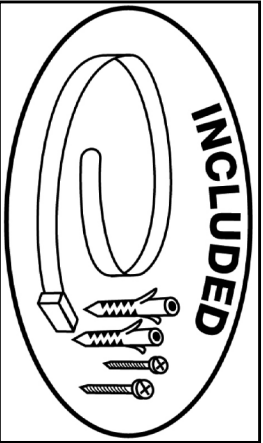


DATI TECNICI - TECHNICAL DATA

SCALA RANGE:	-35+35°C
DIFFERENZIALE / DIFFERENTIAL:	3 ± 2°C
TOLL. VALORI F.S.	± 3°C
CAPILLARE / CAPILLARY:	RAME NICHELATO / NICKEL PLATED OR INOX CAPILLARY
INVOLUCRO MANOPOLA / CASE:	LIGHT BLUE PANTONE 2995C
SERIGRAFIA / DIAL:	RED KNOB - WHITE NUMBERS
PORTATA CONTATTI / BREAKING CAPACITY:	C1 15(3)A 400 VAC - C2 2,5(0,6)A 400 VAC
MINIMUM CORRENT:	200 mA
INSULATION RESISTANCE:	> 100 M ohm
TEST DI VITA / LIFE OF PRODUCT:	100.000 CICLI / CYCLES
MAX °C SOPP. CORPO / MAX °C CASE	70°C
GRADO TENUTA / IP GRADE:	IP 4.0



SISTEMA DI FISSAGGIO  
FIXING SYSTEM



**INCLUDED**

ACCESSORI / ACCESSORIES

MODIFICA

DOC RIF

DATA

**ARTHERMO**

APPARECCHIO

APPROVATO

ASSIEME

SALA A.

PARTICOLARE

DATA

ARTH094

11/11/2011

MATERIALE

SCALA

TRATTAMENTO

1:1

NOTE

CONDICE

5

ARTH094